




CHORUS INSTRUCTIONS for Brahms Requiem

- Preferred edition: any piano-vocal score that is a reprint of Breitkopf & Härtel Brahms Complete Edition (Kalmus, Belwin Mills) or Peters edition.
- Brahms is very particular about the articulation markings, dynamics and phrasing. These are as important as the notes themselves.
- German pronunciation: Hoch Deutsch (high German) with clear vowels and flipped "r"s (as in any sung German).
- Final consonants always fall on the last part of the note, regardless of what kind (plosive, fricative, nasal etc.)
- An underlined consonant means a stronger pronunciation of that consonant (for dramatic purposes).
- The circled passages or notes require special attention.
-  designates a breath, an articulation of the phrase
-  designates a short, articulating break within a phrase – a sort of a lift, where the sound is interrupted but the energy of the large phrase is not lost.
- NB means "Please note" (Italian, "nota bene", please note).
-  same as NB (but of greater urgency)
- We will use rehearsal letters as points of reference.

* * *